

Collab-Hub: A system for creating collaborative telematic music performances with web-based instruments and creative development platforms

Nick Hwang
Media Arts and Game
Development
University of Wisconsin -
Whitewater
hwangn@uwv.edu

Anthony T. Marasco
School of Music
The University of Texas Rio
Grande Valley
anthony.marasco@utrgv.edu

Eric Sheffield
Department of
Music/Emerging Technology in
Business and Design
Miami University
sheffie@miamioh.edu

ABSTRACT

Collab-Hub is a networking tool for sharing data across the internet for multimedia collaboration. Through Collab-Hub, web audio applications, custom hardware controllers/instruments, and digital instruments created for embedded and desktop computers can all be designed around a single framework, providing a unified approach to creating multi-modal networked experiences.

In this talk, we discuss the design of the Collab-Hub system and provide examples of using it to create interaction layouts between web-based instruments/interfaces and digital musical instruments designed in Max and Pure Data. We also showcase custom APIs for developing audiovisual software clients in Unity and hardware clients through Arduino. An analysis of pertinent historical precedents highlights the advantages Collab-Hub provides to artists who may not have experience developing collaborative projects between browsers and desktop software or may be entirely new to designing telematic and remote performance environments. A showcase of works created with Collab-Hub (featuring networked interactivity across the internet, digital instrument design through the aforementioned creative development platforms and the WebAudio API, and multimodal art technologies) demonstrates the wide variety of artistic endeavors made possible through the framework.

1. INTRODUCTION

Collab-Hub¹ was born out of a desire to create local telematic networked musical performances that promoted a platform-agnostic mentality towards the creation of client-side instruments and interfaces. Through the collection of academic research and creative works published at the Web Audio Conference, it is clear that the web browser alone

¹More information on the system along with tutorials and example interfaces can be found at <https://www.collab-hub.io>



Licensed under a Creative Commons Attribution 4.0 International License (CC BY 4.0). **Attribution:** owner/author(s).

Web Audio Conference WAC-2021, July 5–7, 2021, Barcelona, Spain.

© 2021 Copyright held by the owner/author(s).



Figure 1: The Collab-Hub logo

serves as a more than capable framework for building legions of networked digital music instruments that can imbue their users with the ability to share and respond to control data. But working entirely within the boundaries of the browser and the Web Audio API—or any one development environment for that matter—can cut artists and audience participants off from any creative potential provided by complementary tools (such as the graphical coding process provided by Max and Pure Data or the tangible interactivity of circuit design and hardware hacking).

Using the internet and a client-server architecture as the keystone of our system, we set out to devise a framework that wasn't relegated solely to the browser, but one that could accommodate internet-enabled hardware and software created in environments frequently used by computer musicians, visual artists, hackers, and game designers. Mimicking the web browser's flexibility as a tool for facilitating collaborative creativity, we see Collab-Hub as a customizable and useful tool for laptop ensembles, mixed audiovisual ensembles, interactive installation artists, and those looking to create networked experiences with internet-enabled circuitry.

2. COMPARISON TO HISTORICAL EXAMPLES

Building on the works of networked musical ensembles such as the Hub and the League of Automatic Music Composers[6], a handful of web-centric systems for designing communication systems and interaction topologies between users, browser-based instruments, and creative software frameworks have been previously developed. Notable

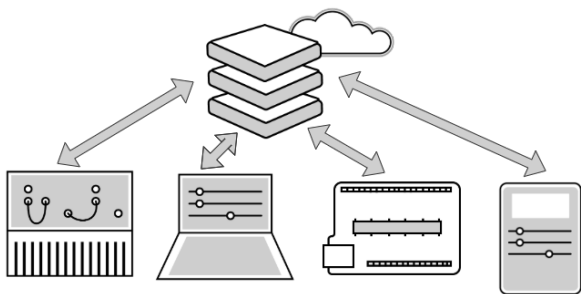


Figure 2: Collab-Hub brings together creative development environments like Pure Data, P5.js, internet-enabled hardware, and embedded devices.

examples include NexusUI and NexusHub by Jesse Allison[1], Soundworks by Sébastien Robaszkiewicz and Norbert Schnell[4], Nü Soundworks by David Poirier-Quinot et al.[3], and Rhizome by Sébastien Piquemel[5]. These frameworks place a majority of their developmental focus on the web browser, with only a handful of example templates and add-ons to their API centered on incorporating additional software environments for developing client interfaces. In comparison, we chose to center our efforts on bringing the core concepts of Distributed/Networked Musical Performance pieces to a wider audience of musicians, hardware designers, and visual artists who many not have experience with JavaScript but are eager to telematically collaborate with fellow electroacoustic performers. Users who develop digital musical instruments and signal processors within the Max and Pure Data environment can now easily control a fellow performer’s patch and relinquish control of their own instrument’s parameters through the addition of our Collab-Hub sub-modules. Furthermore, our interest in expanding the available hardware device set for works that utilize both the WebAudio API and custom or hacked hardware as complimentary sound engines[2] has led us to develop libraries to allow internet-enabled microcontrollers to connect to our server as independent clients.

An additional point of contrast lies in our remotely-hosted web server that serves to manage communication between the client scripts that run in the background of each unique client platform. Users do not need to write their own server code nor do they need to worry about designing routing topologies in Node.js. Users can customize exactly how data is shared and routed between connected clients dynamically in their own interfaces without having to rewrite any code or relaunch a locally-hosted server of their own. For those who do wish to run a version of our server locally, they may use our upcoming standalone application that allows for configuration of the server through a user-friendly GUI.

3. FEATURES OF COLLAB-HUB

3.1 Sharing Data in Performance

During the design phase, we focused on creating a system that would allow users to easily set-up and modify their preferred methods of sharing data and collaborating amongst each other in performance. If desired, the types of data and

the routing topology can be easily altered on the fly with each environment client. When performing with a Collab-Hub-connected client, collaborators can send any number and types of data between Max patches and web instruments.

When sending data between collaborators, Collab-Hub uses three main data message labels: Control, Event, and Chat. Data sent with the Control label is meant to be used for continuous control of an instrument’s parameters. An Event is an instantaneous occurrence, such as a button press, a toggled boolean state change, a signifier to start or stop a performance or playback action, or an indication of a section change in a scored piece. Data sent with the Chat label is designed for communicating directly with specific, groups, or all connected users through text messages.

3.2 Basic Data Routing

When sharing data, there are two components to data message routing: distribution and targets. The distribution and target component of data message can be different with each message.

Distribution can either be Publish or Push. Published messages are sent to connected clients but their accompanying data can only be grabbed by those clients who choose to opt-in and observe those specific data streams. Sub-modules within the client interface list available published controls and events. Clients can update their observation settings instantly and throughout a performance. With *publish* distribution, the *target* component determines whether or not that data is available to other clients. Targets can either be ‘all’ (data is available for all clients in a Namespace), a specific room name (data is available for all in that room), or a specific client/username.

Push distribution messages are only sent to specific clients based on their target component. Like Publish distribution, targets for Push are ‘all’, a specific room name, or a client/username. Push distribution messages do not require target to take actions in order to receive this distribution method.

3.3 Customizing Routing Topologies for Performances

Users are not limited to committing to single routing topology model in a performance and can design works that switch between each of these models at a whim, resulting in routing topology that changes as the piece progresses. Additionally, the individual distribution and target designation of a message can be changed at any time during performance.

When designing our routing topology methods, we felt that it was crucial to focus more on how we wanted clients to be able to interact with each other instead of simply adapting a traditional client-server communication scheme and sticking to that one model.

On a macro-level of organization, users can have any number of collaborators take part in a performance set inside of a segregated Namespace. Additionally, users within a Namespace can further be divided up into separate Rooms. These advanced layers of routing can be helpful for ensembles (relegated to their own unique Namespace on the server) who wish to design a series of different telematic works, each using specific instruments and a specific sub-set of performers (with each set of performers placed into specific Rooms).

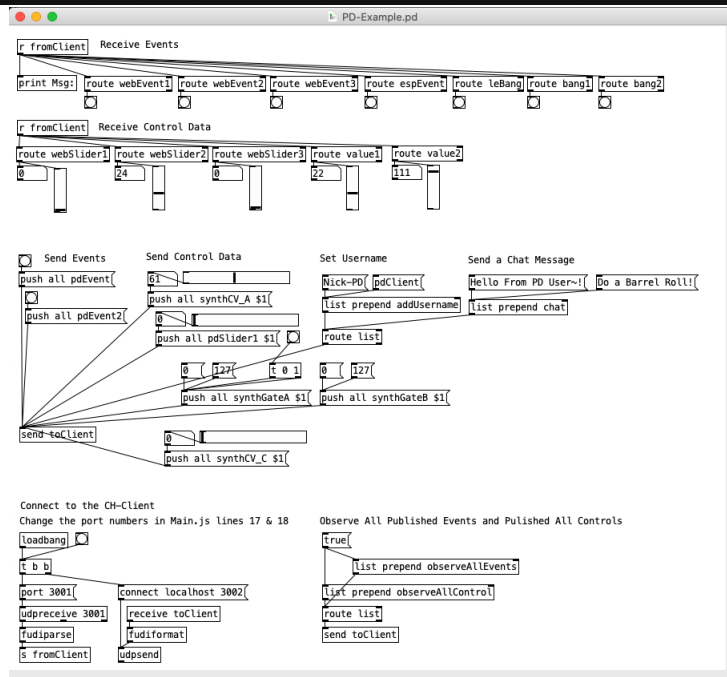
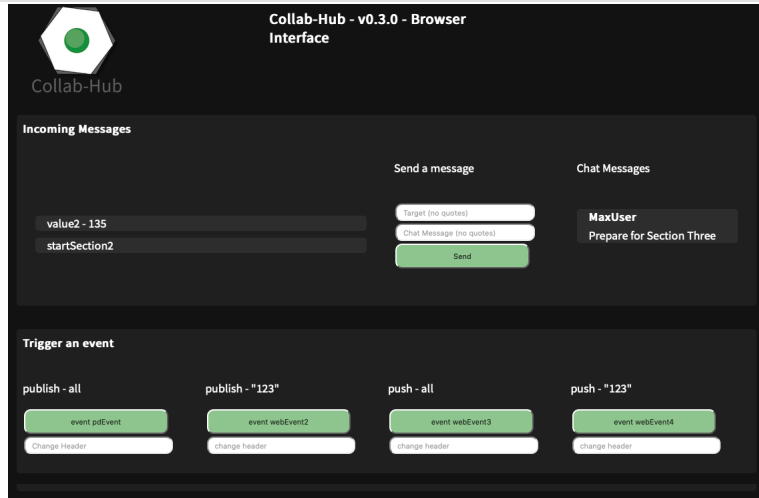
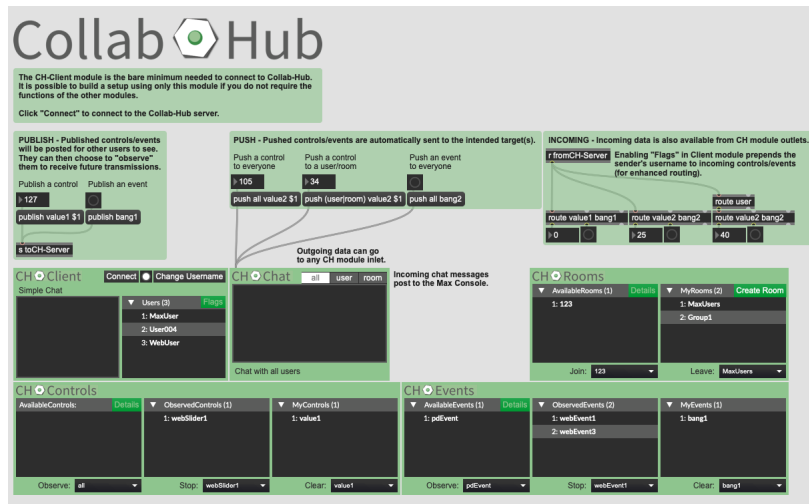


Figure 3: Collaborative interaction between three Collab-Hub clients developed in different frameworks: Max (top), the web browser (middle), and Pure Data (bottom).



Figure 4: The Motivation Radio Eurorack module connected to the Collab-Hub server.

4. COLLAB-HUB HARDWARE SUITE

Hardware designers can use the Collab-Hub Arduino Client library to write firmware that connects their custom circuits to the Collab-Hub server. The API includes a series of helpful function for sending and receiving messages marked for both Push and Publish distribution as well as the ability to dynamically switch between rooms in a given Namespace. Internet-enabled microcontrollers that can be programmed with an Arduino core (such as the ESP8266 and ESP32 by Espressif) are currently supported.

We are also developing firmware for extending Collab-Hub to pre-existing web-enabled hardware. Our firmware for Jakplugg Modular’s Motivation Radio Eurorack module lets users connect their modular synthesizers as a stand-alone client that can send, receive, and generate control data without needing to be hooked up to a computer. Future additions to our hardware suite include a new instrument-development platform bringing wireless connectivity to the Electro-Smith Daisy, and a series of libraries and scripts for the Monome Norns, both of which aim to be complete before the end of 2021.

5. WORKS FEATURING COLLAB-HUB

Collab-Hub has been used to create a number of networked multimedia projects. These projects include:

- *SHF of THESEUS*— a composition by Nick Hwang, Eric Sheffield, Anthony T. Marasco, Anna Weisling, and Jeff Herriot—which features a series of 10 graph-

ical images, selected at random, that are sequentially presented to each performer. These graphical images are categorized as either ‘sound’ or ‘control’. When performers receive a ‘sound’ image, they interpret their image and contribute sonically. When performers receive a ‘control’ image, they interpret their image and send control data to the performers which affect the gestures performed by others. This piece features a distributed graphic score, Arduino-controlled lighting, computer visuals, multiple instruments built in Max, browser-based instruments built with Tone.js, and a modular synthesizer, all networked through Collab-Hub.²

- *RhumbLine*—a multimedia web-streamed installation by Margaret Schedel, Robert Cosgrove, Brian Smith, and Nick Hwang—which allows users to perform telematically physical wooden frog sculptures and hear/view their sonic output through a live audiovisual web stream.³
- Experiments in real-time interaction through networked musical performances undertaken by Marc Ainger and Federico Cámara Halac of the Advanced Computing Center for the Arts and Design at Ohio State University.⁴

6. REFERENCES

- [1] J. T. Allison, Y. Oh, and B. Taylor. Nexus: Collaborative performance for the masses, handling instrument interface distribution through the web. In *NIME*, pages 1–6, 2013.
- [2] A. T. Marasco and J. Allison. Connecting web audio to cyber-hacked instruments in performance. In A. Xambó, S. R. Martín, and G. Roma, editors, *Proceedings of the International Web Audio Conference, WAC '19*, pages 119–122, Trondheim, Norway, December 2019. NTNU.
- [3] D. Poirier-Quinot, B. Matuszewski, N. Schnell, and O. Warusfel. Nü soundworks: Using spectators smartphones as a distributed network of speakers and sensors during live performances. In F. Thalmann and S. Ewert, editors, *Proceedings of the International Web Audio Conference, WAC '17*, London, United Kingdom, August 2017. Queen Mary University of London.
- [4] S. Robaszkiewicz and N. Schnell. Soundworks - a playground for artists and developers to create collaborative mobile web performances. In S. Goldszmidt, N. Schnell, V. Saiz, and B. Matuszewski, editors, *Proceedings of the International Web Audio Conference, WAC '15*, Paris, France, January 2015. IRCAM.
- [5] T. Shaw, S. Piquemal, and J. Bowers. Fields: an exploration into the use of mobile devices as a medium for sound diffusion. In *NIME*, pages 281–284, 2015.
- [6] G. Surges and C. Burns. Networking infrastructure for collaborative laptop improvisation. *Spark Festival Proceedings*, 2008.

²<http://aweisling.com/#/shp-of-thseus/>

³<https://www.rhumblines.io/>

⁴<https://accad.osu.edu/research-gallery/networked-performance>